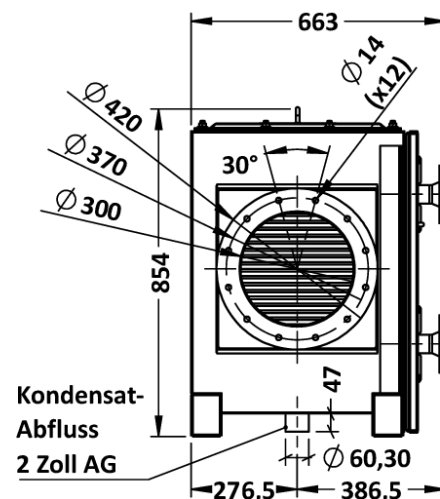
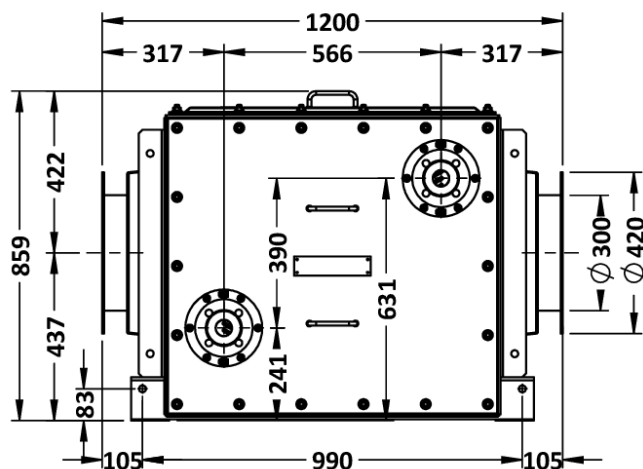
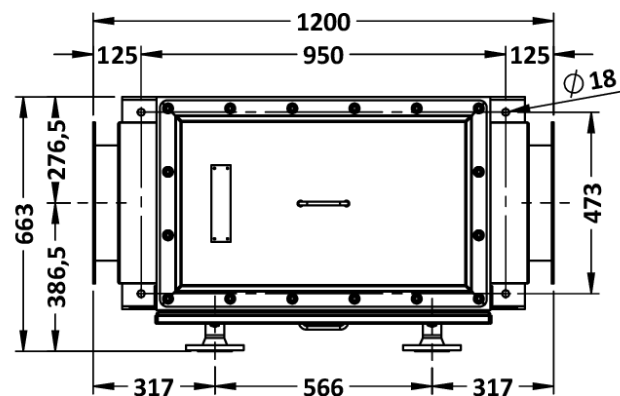
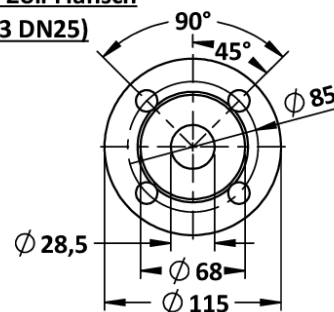


FERCHER flue gas heatexchanger type **FW-400-H-A** - Datasheet



Kondensat-
Abfluss
2 Zoll AG

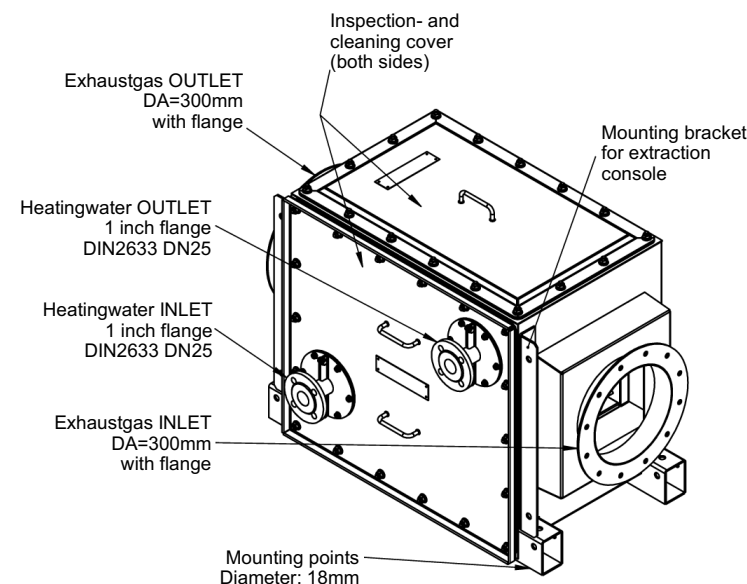
Detail: 1 Zoll Flansch (DIN2633 DN25)



General		Flue gas	
Model-name / Type:	FW-400-H-A	Maximum-Flowrate:	5 000 m³/h
Construction-Type:	Fully welded	Max. allowed temperature:	500 °C
Material:	AISI 316Ti AISI 316L	Max. allowed pressure:	3 000 Pa (30 mBar)
External Dimensions		Flue gas-Inlet:	flange DN300
Length:	1 200 mm	Flue gas-Outlet:	flange DN300
Width:	663 mm	Heating-Water	
Height:	859 mm	Nominal-Flowrate:	1,0 L/s
Weights		Max. allowed temperature:	110,0 °C
Empty weight:	316 kg	Max. allowed pressure:	6 bar
Internal-Volume:	35 L	Heating-Water inlet (DIN2633):	1 inch flange
Operating-Weight:	351 kg	Heating-Water outlet (DIN2633):	1 inch flange

Removeable Heatexchanger-Modules: All heatexchanger-modules can be extracted with the use of the FERCHER extraction-console. Afterwards the heatexchanger module can be cleaned or lifted away. The extraction-console is not part of the heatexchanger and will be offered seperately.

Exhaustgas-Connections: Included: 2 pcs. loose counter-flanges (for exhaustgas-connection) and 2 pcs. exhaustgas-flange-gaskets. Above mentioned weights include the weight for these counter-flanges and gaskets.





FERCHER flue gas heatexchanger type **FW-400-H-A** - Characteristic curves

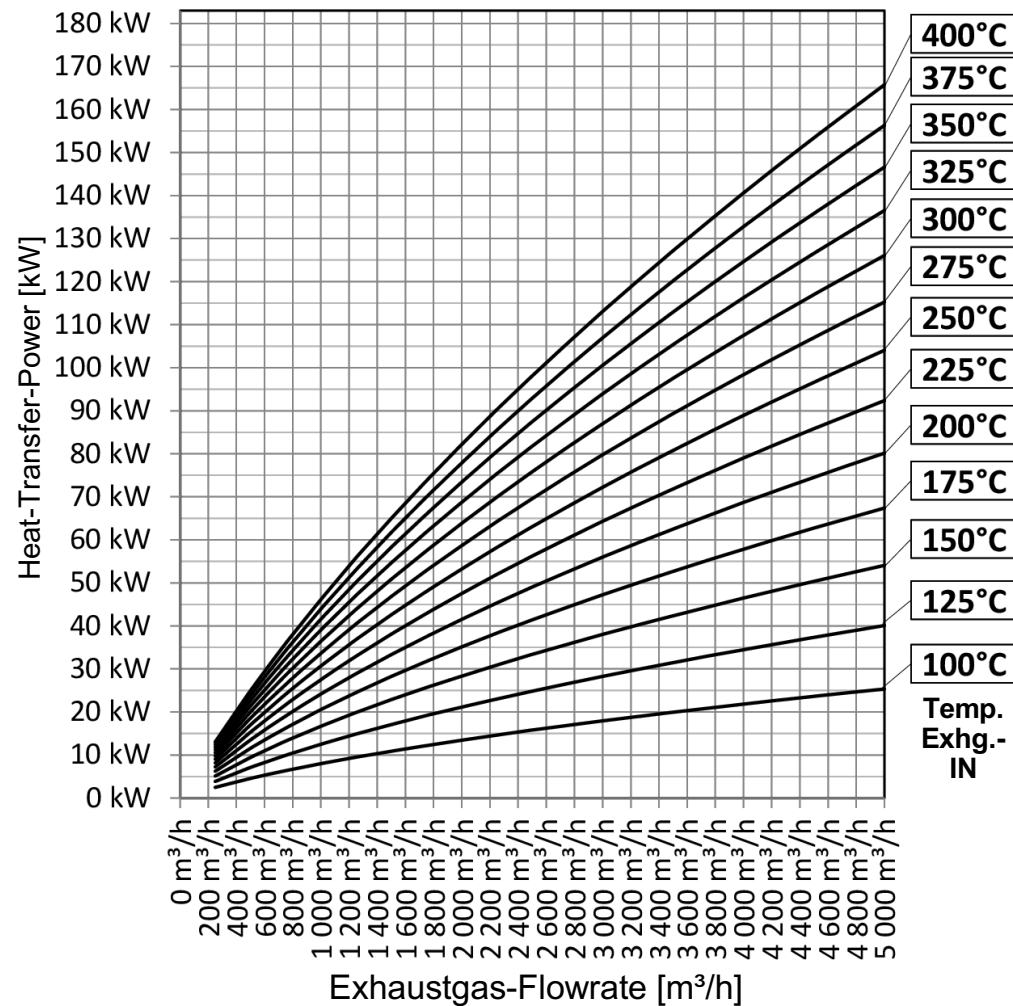
Following characteristics are valid for the following operation (Exhaustgas from Gas/Oil-Burner), Heatingwater-Temperature-IN: 60 °C, Volume-Flow: 1,0 L/s (=3,6 m³/h)

Heatingwater pressuredrop at 1,0 L/s Volume-Flow: 0,1 bar

Exhaust-gas flowrates are real volume flow rates, reference temperature is exhaust-gas IN temperature

For special/individual calculations please contact us at office@fercher.at. We gladly help you with choosing the correct heatexchanger and with calculations.

Performance curves



Flue gas pressuredrop [Pa]

